



ARCOAGRO 140

MACHINE DESCRIPTION:

The basic version of semi-mounted plough **ARCOAGRO 140**.

Suitable for tractor from 120 – 300 hp with possibility to aggregate even with tractors ChTZ T-150.



STANDARD EQUIPMENT:





- mouldboard model: KV09, LM35, LM40
- fork hinge cat. 3
- protection by bolt
- divisible flange
- wheel 400/60-12,5

ABOVE-STANDARD EQUIPMENT:

- slatted boards PS40
- trashboard
- extension wing
- skimmers
- rolling coulter ø 480
- sword landsides
- knife coulter
- adapter for the plough
- middle adapter for the plough
- vacuum hydraulic accumulator

TECHNICAL DATA:



Number of furrows	Unit	4+	4+1	4+1+1
Weight of plough ArcoAgro 140*	kg	1 985	2 180	2 380
 Working width	hp	120 – 200		150 – 300
Frame	cm	34 – 39 – 45		
 Interbody distance	mm	140 x 140 x 10		
 Under beam clearance	mm	950		
	mm	800		

* stated plough weights without accessories



ARCOAGRO 140