



RAPTOR 800

THE PROFESSIONAL
MULCHING SYSTEM



Pinotti[®]



BUILT FOR THE TOUGHEST JOBS IN THE WORLD

As the world leader of mulching technology, the RAPTOR 800 was specifically developed for the hardest jobs such as heavy land clearing, vegetation management, right-of-way clearing, seismic exploration, oil & gas exploration, pipeline maintenance, creation of firebreaks and recultivation tasks in professional plantation. The RAPTOR 800 is the perfect combination of power and function. The construction and production of the RAPTOR 800 is completely "Made in Germany". Down to the last detail, everything has been designed for reliability, ease of service and high efficiency.

Pinotti

QUALITY AND SAFETY

1

The RAPTOR 800 is equipped with high-quality branded components. German engineering ensures that they are optimally matched and can develop their full potential. Safety is ensured by means of a certified ROPS/FOPS structures and features such as an optional automatic fire-extinguishing system in the engine compartment. The cab protection device (front guard) is also tested and approved to ISO 10262.

RELIABILITY

2

The RAPTOR 800 is manufactured and assembled by certified mechanics according to rigorous assembly instructions and the most current standards for safety, quality, and efficiency. All of the RAPTOR 800 components have been meticulously designed and tested in the most difficult conditions to ensure they meet the demands of your work environment, where productivity, reliability and safety are essential.

PERFORMANCE

3

The high-torque, electronically controlled 6-cylinder Caterpillar® turbo diesel engine with an output of 470 KW (640 HP) develops its maximum torque at 1,400 rpm. It is low-emission certified and conforms to the Stage 4/T4f regulations but is also available in 3a/Tier 3 standard. Low Fuel consumption and a large Diesel tank guarantee a full day job without breaks.

PRODUCTIVITY

4

The new Power Belt System provides up to 30% more efficient power transfer compared to equivalent hydraulic systems. The gains in efficiency will translate in to more productivity and less fuel consumption. The Power Belt System is very reliable and easy to maintain which will provide lower overall operating costs.



DELTA-TRACK SYSTEM »

The Delta-Track System improves off-road mobility particularly, when moving backwards. Also stress for operator and machine decrease significantly. For Jobs in swampy areas, different width grouser shoes are an option.



HEAVY DUTY DRIVE LINE (HDDL) »

The HDDL is developed for the hardest of applications and is very robust. The attachment is driven by a fixed PTO shaft, and still has maximum movement.



POWER BELT DRIVE »

The unique Power Belt System enables a very high range of vertical reach and agility under full load of the engine. This increases your productivity and all terrain mobility.



ACCESS »

All components of the RAPTOR 800 requiring maintenance are readily accessible via large dimensioned service panels and the hydraulic-tilting of the cab. An optional central lubrication system will save you both time and money. A programmable reversing fan helps clear away debris. The coolers are installed on sliders which make daily cleaning easy.

QUALITY RIGHT DOWN
TO THE LAST DETAIL

Piotti





**OUTSTANDING
PERFORMANCE
THROUGH
INNOVATIVE
TECHNOLOGY**



CAB »

The “best in class” cab designs offer the ideal working environment for operators. The cab has enough room for 2 persons (optional passenger seat available) and the active suspension reduces noise and vibrations to a minimum. The fully adjustable operator seat can be installed in 3 different positions. All controls are positioned ergonomically for efficient operation.



TIER 4 FINAL

Engine	CAT C18
Power	640 HP
Displacement	18 l
Max. torque	2951 Nm (26119 lb*in)
Tank	820 l (216 gal)
Urea tank (AdBlue)	35 l (9.2 gal)

Voltage	24 V
Hydraulic tank	120 l (32 gal)

TIER 3

Engine	CAT C18
Power	640 HP
Displacement	18 l
Max. torque	2879 Nm (25481 lb*in)
Tank	820 l (216 gal)

Voltage	24 V
Hydraulic tank	120 l (32 gal)

ATTACHMENTS

Power Band:	
M900	4850 kg (10692 lb)
M700	4450 kg (9811 lb)
Heavy Duty Drive Line:	
SB1200	5000 kg (11023 lb)
M900	4800 kg (10582 lb)

UNDERCARRIAGE

Max. speed	7.5 km/h (4.6 mph)
Undercarriage type	D5H
Grouser shoes	single or double

Grouser	Width	Gauge
mm (in)	mm (in)	mm (in)
600 (23.5)	2800 (110)	2200 (87)
700 (27.5)	3000 (118)	2300 (91)
800 (31.5)	3500 (126)	2400 (95)

WEIGHT AND MOBILITY

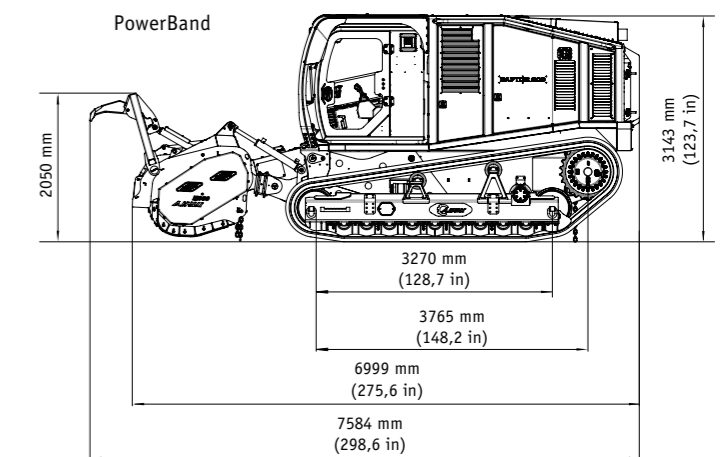
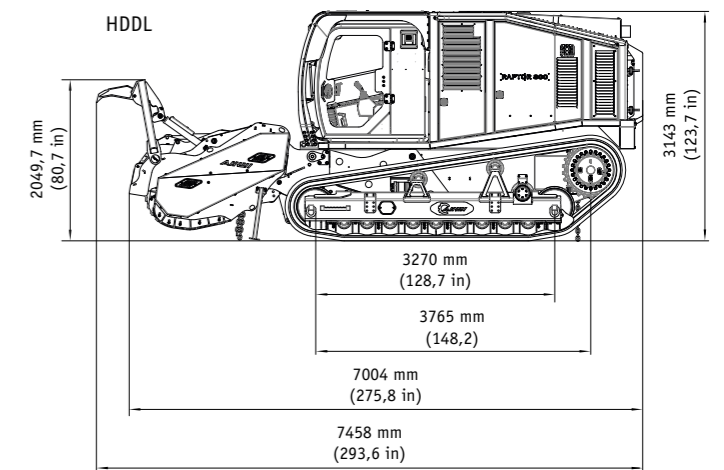
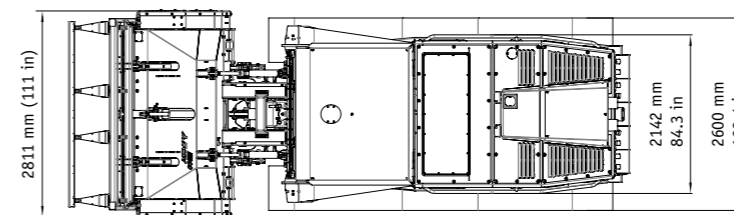
Weight:	
with M900	25600 kg (56456 lb)
without attachment	20750 kg (45746 lb)

Ground pressure:	
600 mm grouser	540 g/cm ² (7.7 PSI)
700 mm grouser	470 g/cm ² (6.7 PSI)
800 mm grouser	420 g/cm ² (5.9 PSI)

Climbing ability sideways	30°
Climbing ability frontal	45°

OPTIONS

- Winch
- Pressurized cab
- Fire supression system
- Arctic package
- GPS
- Hitch
- Coolant heating system
- Central lubrication system etc.



Changes due to technical improvements reserved.

TECHNICAL DATA





Other sales and service sites can be found on www.prinoth.com

PRINOTH GmbH
Im Branden 15
88634 Herdwangen
GERMANY
Phone: +49 7557 92120
Fax: +49 7557 921292
prinoth.germany@prinoth.com

PRINOTH AG
Brennerstraße 34
39049 Sterzing
ITALY
Phone: +39 0472 72 26 22
Fax: +39 0472 72 26 18
prinoth@prinoth.com

PRINOTH Ltd.
1001, J.-A.-Bombardier Street
Granby Qc J2J 1E9
CANADA
Phone: +1 450 776 3600
Fax: +1 450 776 3685
prinoth.canada@prinoth.com